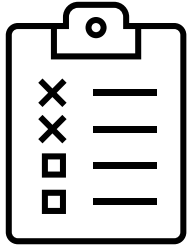




# Health and Safety Update



# Wellness & Campus Clinic



## Weekly Testing

A licensed provider and their team visit each school one day per week to test for Covid-19 (both rapid antigen and PCR tests) and if requested Influenza A & B combo test.




## Pre-Employment Physicals

During July we offered daily pre-employment physicals. Starting this week, we will offer one-day/week pre-employment screenings at the ESSC including a physical, TB questionnaire, and drug screen.



## Student Mental Wellness

Individualized mental wellness appointments with a licensed medical professional directly on campus or via telehealth are available to the students of CVESD. Campus Clinic has now added an LMFT to its list of available providers.



## Staff Burnout Prevention

This is available to all staff members working within the district. After taking a brief survey, individuals can book confidential telehealth follow-up appointments with licensed providers to establish an individualized wellness plan and work on their personal mental wellness goals.



# Safety Update



# Security Assessment Update



District wide School Security Assessments are 80% complete. The Sobel Group and CVESD Security Manager have assessed 36 Schools.

Lockdown Drills have begun for the 2023/24 school year. Security Manager, Principal Team, and Law Enforcement Partners are present to provide immediate feedback.





# School Security

Active Shooter and Critical Incident Response Training

Presented 8/4/23 to District Leadership Team

Security Response training for YMCA Staff, new employees, and substitutes

School Administrators have:

Conducted emergency equipment and perimeter checks

Evaluated entry and exit points to increase security



# Questions?

# Report to the Board of Education

August 9, 2023



## California Assessment of Student Performance and Progress (CAASPP) Data

# Looking Back...

2019–2020

---

# Building Context



## Impact on Students Testing in 2022-23





**DATA DRIVEN INSTRUCTION USING MULTIPLE MEASURES WILL ADVANCE TEACHING AND LEARNING AND KEEP CVESD ON THE ROAD TO SUCCESS**

**STREET DATA**

STREET DATA HELPS US TO UNDERSTAND STUDENT, STAFF, AND PARENT EXPERIENCE AS WELL AS SPECIFIC MISCONCEPTIONS AND MINDSETS

- STREET DATA REQUIRES FOCUSED LISTENING AND OBSERVATION
- INFORMS AND SHAPES OUR NEXT MOVES



**Map data**

Map data HELPS US TO IDENTIFY READING, MATH, AND OTHER STUDENT SKILL GAPS (DECODING, FLUENCY, FRACTIONS, ETC) OR INSTRUCTIONAL SKILL GAPS FOR TEACHERS

- MAP DATA POINTS US IN A SLIGHTLY MORE FOCUSED DIRECTION



**Satellite Data**

Satellite data ILLUMINATES PATTERNS OF ACHIEVEMENT, EQUITY, TEACHER QUALITY & RETENTION

- SATELLITE DATA POINTS US IN A GENERAL DIRECTION FOR FURTHER INVESTIGATION



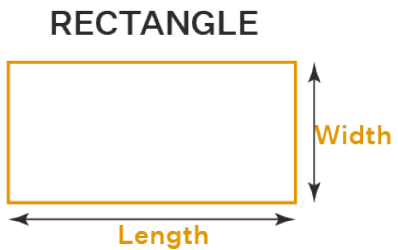
# Data Differences





# 5<sup>th</sup> Grade Example

## Math



Area of rectangle = Length x Width



## Reading



through



#InsideTheChristmasFactory

ITV  
TWO

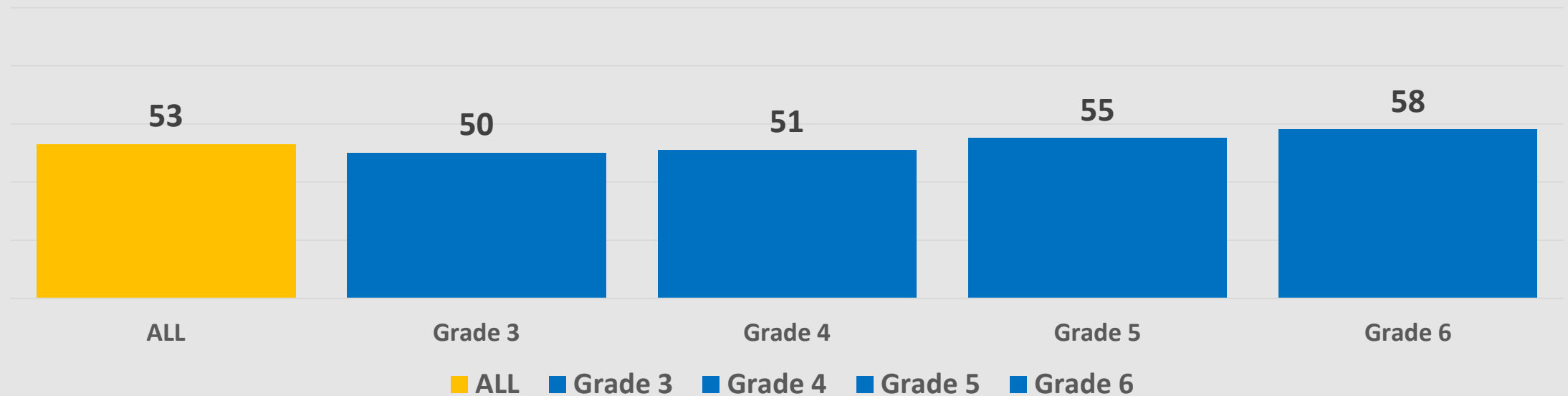




# Summative ELA Overall by Grade Level



Percentage of Met/Exceeded

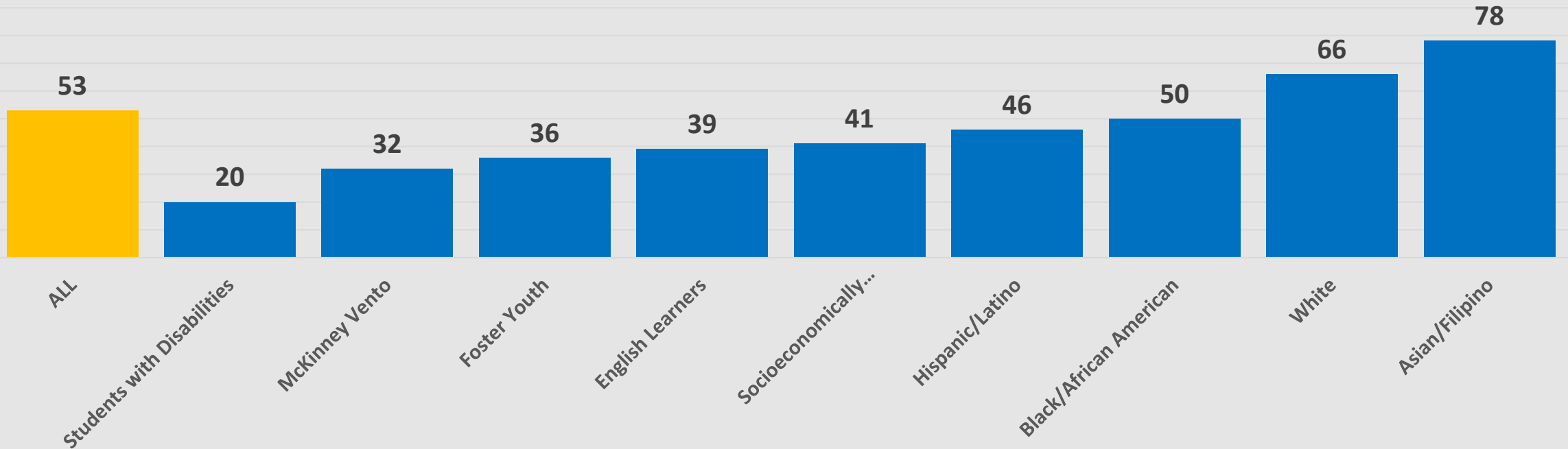




# Summative ELA Overall by Student Groups



Percentage of Met/Exceeded

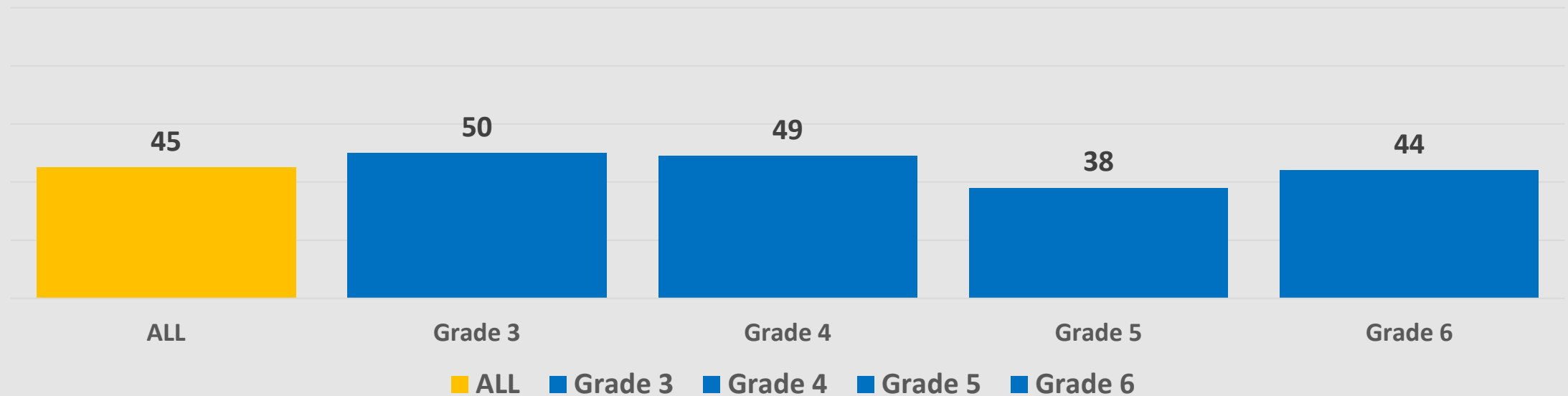




# Summative Math Overall by Grade Level



Percentage of Met/Exceeded

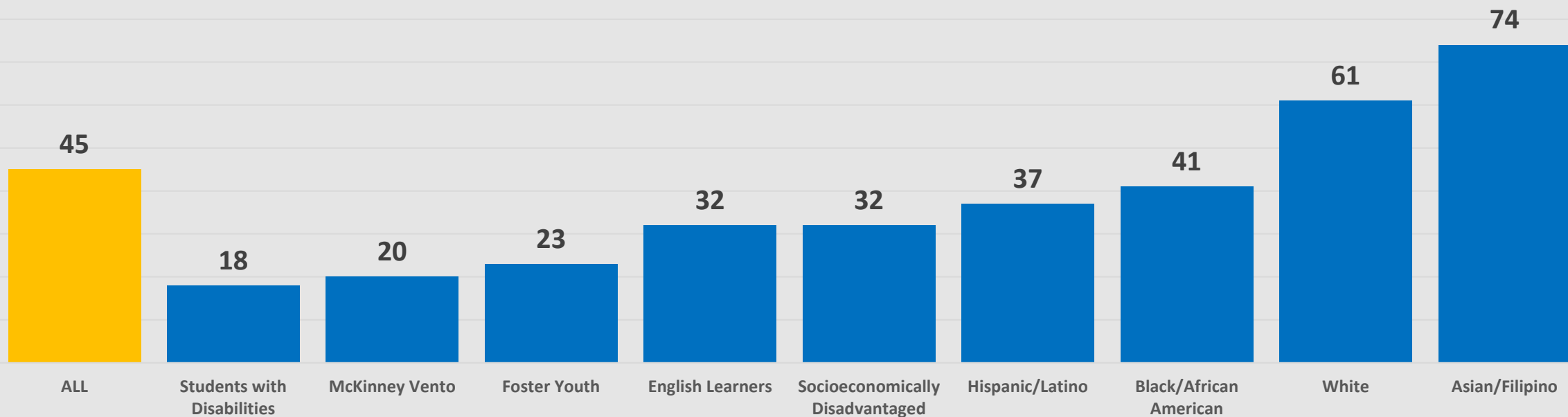




# Summative Math Overall by Student Groups



Percentage of Met/Exceeded



CAASPP ELA % Met or Exceeded: All Students					
+9	2017	2018	2019	2022	2023
3 <sup>rd</sup> Grade	59%	60%	63%	47%	50%
4 <sup>th</sup> Grade	62%	66%	62%	52%	51%
5 <sup>th</sup> Grade	64%	64%	66%	56%	55%
6 <sup>th</sup> Grade	65%	67%	66%	57%	58%
ALL	63%	64%	64%	53%	53%

Number of Students Tested = 12,507

CAASPP Math % Met or Exceeded: All Students					
+3	2017	2018	2019	2022	2023
3 <sup>rd</sup> Grade	57%	57%	61%	47%	50%
4 <sup>th</sup> Grade	52%	53%	54%	45%	49%
5 <sup>th</sup> Grade	45%	45%	45%	36%	38%
6 <sup>th</sup> Grade	50%	51%	50%	42%	44%
ALL	51%	52%	52%	43%	45%

Number of Students Tested = 12,505

### CAASPP ELA % Met or Exceeded: Hispanic/Latino

+12	2017	2018	2019	2022	2023
3 <sup>rd</sup> Grade	53%	54%	57%	38%	42%
4 <sup>th</sup> Grade	54%	60%	56%	44%	43%
5 <sup>th</sup> Grade	57%	57%	60%	49%	48%
6 <sup>th</sup> Grade	59%	60%	59%	52%	52%
ALL	56%	58%	58%	46%	46%

Number of Students Tested = 8,428

### CAASPP Math % Met or Exceeded: Hispanic/Latino

+3	2017	2018	2019	2022	2023
3 <sup>rd</sup> Grade	51%	50%	55%	38%	42%
4 <sup>th</sup> Grade	44%	46%	48%	36%	40%
5 <sup>th</sup> Grade	37%	38%	37%	28%	29%
6 <sup>th</sup> Grade	42%	43%	41%	35%	36%
ALL	43%	44%	45%	34%	37%

Number of Students Tested = 8,429

CAASPP ELA % Met or Exceeded: Socioeconomically Disadvantaged					
+9	2017	2018	2019	2022	2023
3 <sup>rd</sup> Grade	48%	48%	53%	35%	37%
4 <sup>th</sup> Grade	48%	55%	51%	39%	37%
5 <sup>th</sup> Grade	52%	52%	54%	43%	43%
6 <sup>th</sup> Grade	53%	56%	55%	47%	46%
ALL	50%	53%	53%	41%	41%

Number of Students Tested = 6,101

CAASPP Math % Met or Exceeded: Socioeconomically Disadvantaged					
+3	2017	2018	2019	2022	2023
3 <sup>rd</sup> Grade	46%	46%	51%	35%	36%
4 <sup>th</sup> Grade	36%	40%	42%	31%	36%
5 <sup>th</sup> Grade	33%	32%	31%	22%	24%
6 <sup>th</sup> Grade	37%	40%	37%	31%	31%
ALL	38%	39%	40%	30%	32%

Number of Students Tested = 6,104

CAASPP ELA % Met or Exceeded: English Learners					
+14	2017	2018	2019	2022	2023
3 <sup>rd</sup> Grade	47%	48%	50%	28%	33%
4 <sup>th</sup> Grade	48%	56%	50%	38%	36%
5 <sup>th</sup> Grade	53%	51%	54%	43%	42%
6 <sup>th</sup> Grade	54%	56%	54%	44%	45%
ALL	50%	53%	52%	39%	39%

Number of Students Tested = 4,507

CAASPP Math % Met or Exceeded: English Learners					
+8	2017	2018	2019	2022	2023
3 <sup>rd</sup> Grade	47%	46%	50%	30%	37%
4 <sup>th</sup> Grade	38%	42%	44%	31%	35%
5 <sup>th</sup> Grade	34%	33%	33%	24%	26%
6 <sup>th</sup> Grade	38%	40%	37%	31%	32%
ALL	39%	40%	41%	29%	32%

Number of Students Tested = 4,509



CAASPP ELA % Met or Exceeded: Students with Disabilities					
-2	2017	2018	2019	2022	2023
3 <sup>rd</sup> Grade	20%	23%	27%	21%	20%
4 <sup>th</sup> Grade	16%	22%	24%	18%	22%
5 <sup>th</sup> Grade	14%	18%	23%	23%	19%
6 <sup>th</sup> Grade	16%	17%	18%	16%	19%
ALL	16%	20%	23%	19%	20%

Number of Students Tested = 1,825

CAASPP Math % Met or Exceeded: Students with Disabilities					
-1	2017	2018	2019	2022	2023
3 <sup>rd</sup> Grade	23%	26%	30%	21%	25%
4 <sup>th</sup> Grade	17%	20%	19%	15%	22%
5 <sup>th</sup> Grade	9%	12%	13%	14%	12%
6 <sup>th</sup> Grade	11%	11%	11%	11%	15%
ALL	15%	17%	18%	15%	18%

Number of Students Tested = 1,821

CAASPP ELA % Met or Exceeded: White					
+6	2017	2018	2019	2022	2023
3 <sup>rd</sup> Grade	68%	70%	76%	63%	64%
4 <sup>th</sup> Grade	74%	76%	71%	62%	65%
5 <sup>th</sup> Grade	74%	75%	75%	70%	68%
6 <sup>th</sup> Grade	75%	76%	77%	68%	68%
ALL	73%	75%	75%	66%	66%

Number of Students Tested = 1,127

CAASPP Math % Met or Exceeded: White					
=	2017	2018	2019	2022	2023
3 <sup>rd</sup> Grade	67%	68%	73%	67%	66%
4 <sup>th</sup> Grade	65%	64%	62%	60%	67%
5 <sup>th</sup> Grade	56%	60%	54%	52%	55%
6 <sup>th</sup> Grade	62%	64%	64%	57%	57%
ALL	62%	64%	63%	59%	61%

Number of Students Tested = 1,125

CAASPP ELA % Met or Exceeded: Black/African American					
-2	2017	2018	2019	2022	2023
3 <sup>rd</sup> Grade	55%	60%	57%	46%	55%
4 <sup>th</sup> Grade	68%	64%	63%	48%	49%
5 <sup>th</sup> Grade	59%	68%	62%	56%	50%
6 <sup>th</sup> Grade	63%	63%	61%	56%	49%
ALL	61%	64%	61%	52%	50%

Number of Students Tested = 522

CAASPP Math % Met or Exceeded: Black/African American					
-3	2017	2018	2019	2022	2023
3 <sup>rd</sup> Grade	49%	49%	55%	46%	50%
4 <sup>th</sup> Grade	45%	49%	44%	39%	46%
5 <sup>th</sup> Grade	37%	34%	34%	32%	29%
6 <sup>th</sup> Grade	41%	46%	47%	35%	39%
ALL	43%	44%	44%	38%	41%

Number of Students Tested = 520

CAASPP ELA % Met or Exceeded: Asian/Filipino					
+10	2017	2018	2019	2022	2023
3 <sup>rd</sup> Grade	79%	80%	83%	74%	72%
4 <sup>th</sup> Grade	82%	83%	82%	76%	80%
5 <sup>th</sup> Grade	86%	84%	85%	82%	78%
6 <sup>th</sup> Grade	87%	88%	85%	80%	84%
ALL	84%	84%	84%	78%	78%

Number of Students Tested = 1,697

CAASPP Math % Met or Exceeded: Asian/Filipino					
+3	2017	2018	2019	2022	2023
3 <sup>rd</sup> Grade	79%	81%	85%	76%	75%
4 <sup>th</sup> Grade	75%	78%	80%	75%	78%
5 <sup>th</sup> Grade	73%	68%	70%	66%	66%
6 <sup>th</sup> Grade	80%	80%	76%	75%	76%
ALL	77%	76%	77%	73%	74%

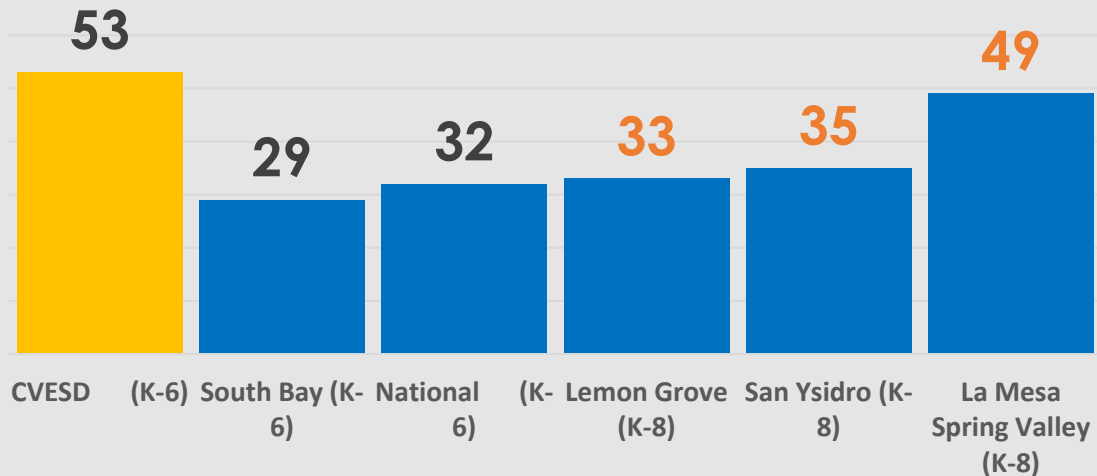
Number of Students Tested = 1,698



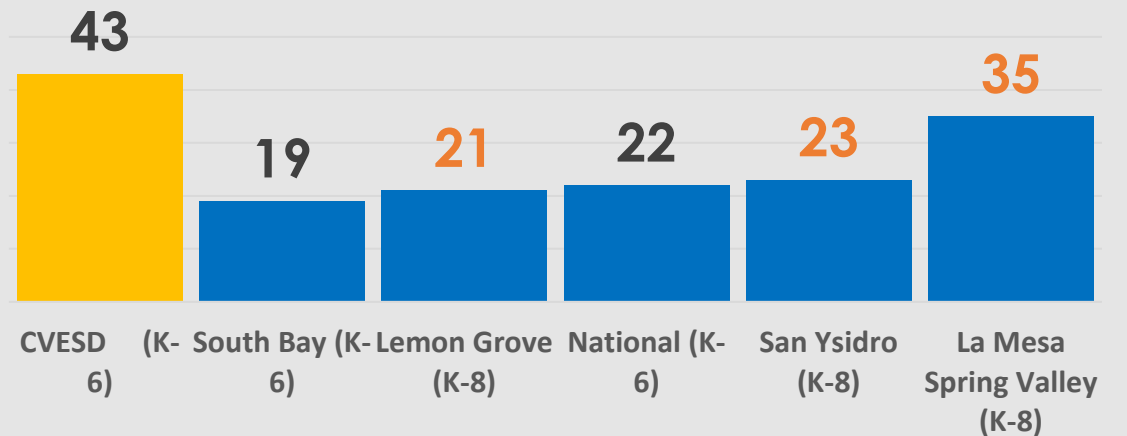
# 2021-22 Summative District Comparison



## ELA



## Math





CAASPP 2022-23 Results Availability			
Assessment	Student Score Data File and CA Educator Reporting System (CERS) Estimated Release	Student Score Report (SSR) Estimated Release	Test Results for CA Assessments (TRCA) Estimated Public Release
Smarter Balanced Summative Assessments	May 31	June 1	October 2023
California Science Test (CAST)	May 31	June 1	October 2023
CA Alternative Assessment (CAA) ELA & Math	September 15	September 18	October 2023
CAA Science	September 25	September 26	October 2023
CA Spanish Assessment (CSA)	September 15	September 18	October 2023
CA Dashboard	December 15		



# Advancing Teaching and Learning

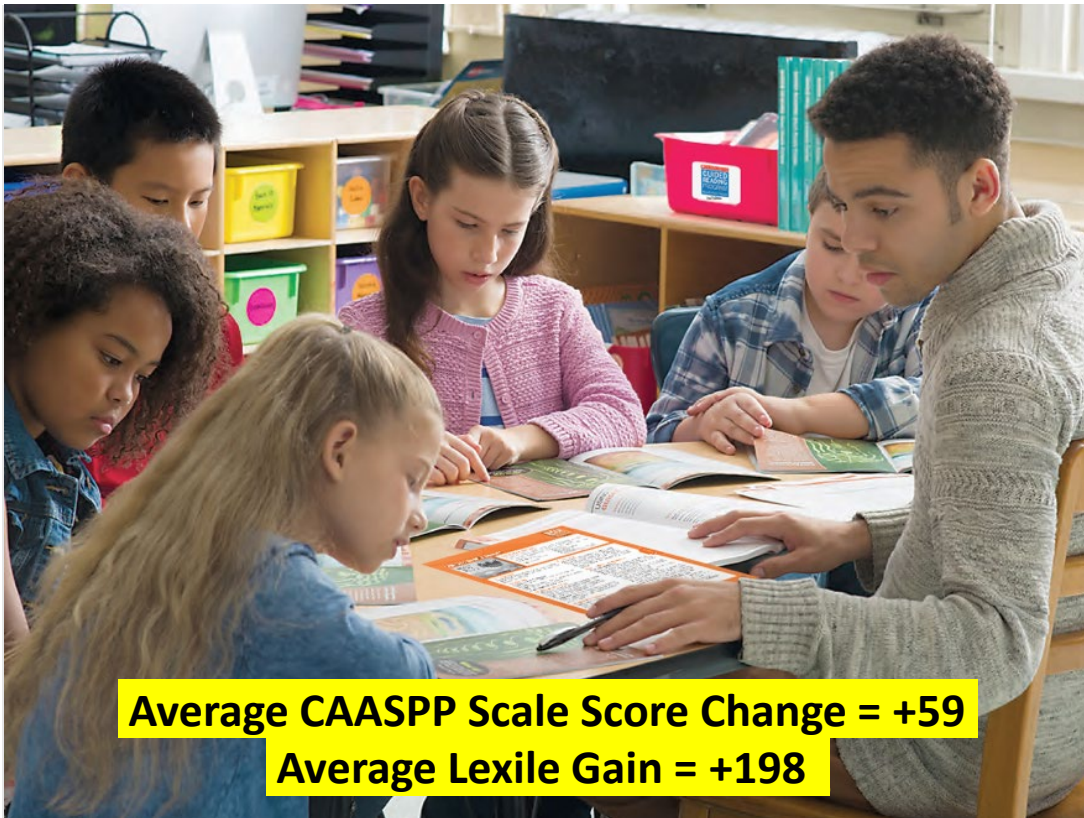
Support for  
2023-24







# Impact Teacher Support



**Average CAASPP Scale Score Change = +59**  
**Average Lexile Gain = +198**

**Lauderbach**  
**110**

**41**

1-3 Levels of  
Growth

**50**

4-10 Levels of  
Growth

**3**

11+ Levels of  
Growth

**Sunnyside**  
**55**

**16**

1-3 Levels of  
Growth

**34**

4-10 Levels of  
Growth

**4**

11+ Levels of  
Growth

**Olympic View**  
**55**

**30**

1-3 Levels of  
Growth

**24**

4-10 Levels of  
Growth

**0**

11+ Levels of  
Growth

**Vista Square**  
**110**

**29**

1-3 Levels of  
Growth

**56**

4-10 Levels of  
Growth

**6**

11+ Levels of  
Growth





# Training and Support



## Benchmark Language Arts

Systematic, Explicit  
Phonics Instruction in  
English & Spanish

Training & Resources  
for Teachers,  
Principals, & Families

## i-Ready Math

Hard Copy & Digital  
Access to Program in  
English & Spanish

Training & Follow Up  
Support for Teachers,  
Principals, & Families

## Twig Science

Hard Copy & Digital  
Access to Program in  
English & Spanish

Training & Resources  
for Teachers,  
Principals, & Families

## English and Spanish Language Development

ELD & Biliteracy  
Trainings

Resources & Support  
for Teachers,  
Principals, & Families

## Special Education

Quarterly Training for  
RSP and SDC Teachers

Resources & Support  
for Teachers,  
Principals, & Families



# Training and Support



## Don't

Focus only on student learning gaps

Depend on technology to provide teaching and remediation

Make learning isolated experiences

## Do

Provide students with grade level instruction and materials

Use targeted, small group and individualized instruction

Create opportunities for collaboration



# Leadership Training & Support



Coaching & Support



National Center for  
Urban School  
Transformation  
(NCUST)



Instructional  
Leadership Teams



# Report to the Board of Education August 9, 2023



# Questions?





# Report to the Board of Education

## Before and After School Tutoring

---

AUGUST 9, 2023



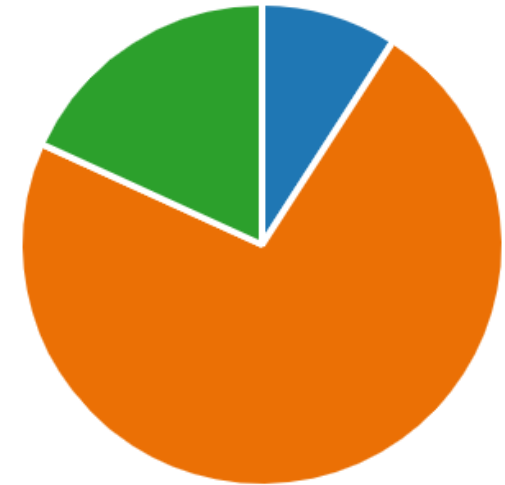
# Will you have tutoring at your site this year?

---

My site has (or will have) before school tutoring this year. (4)

My site has (or will have) after school tutoring this year. (32)

My site will not have before or after school tutoring this year. (8)



# Who will provide tutoring to your students?

---

Teachers (29)

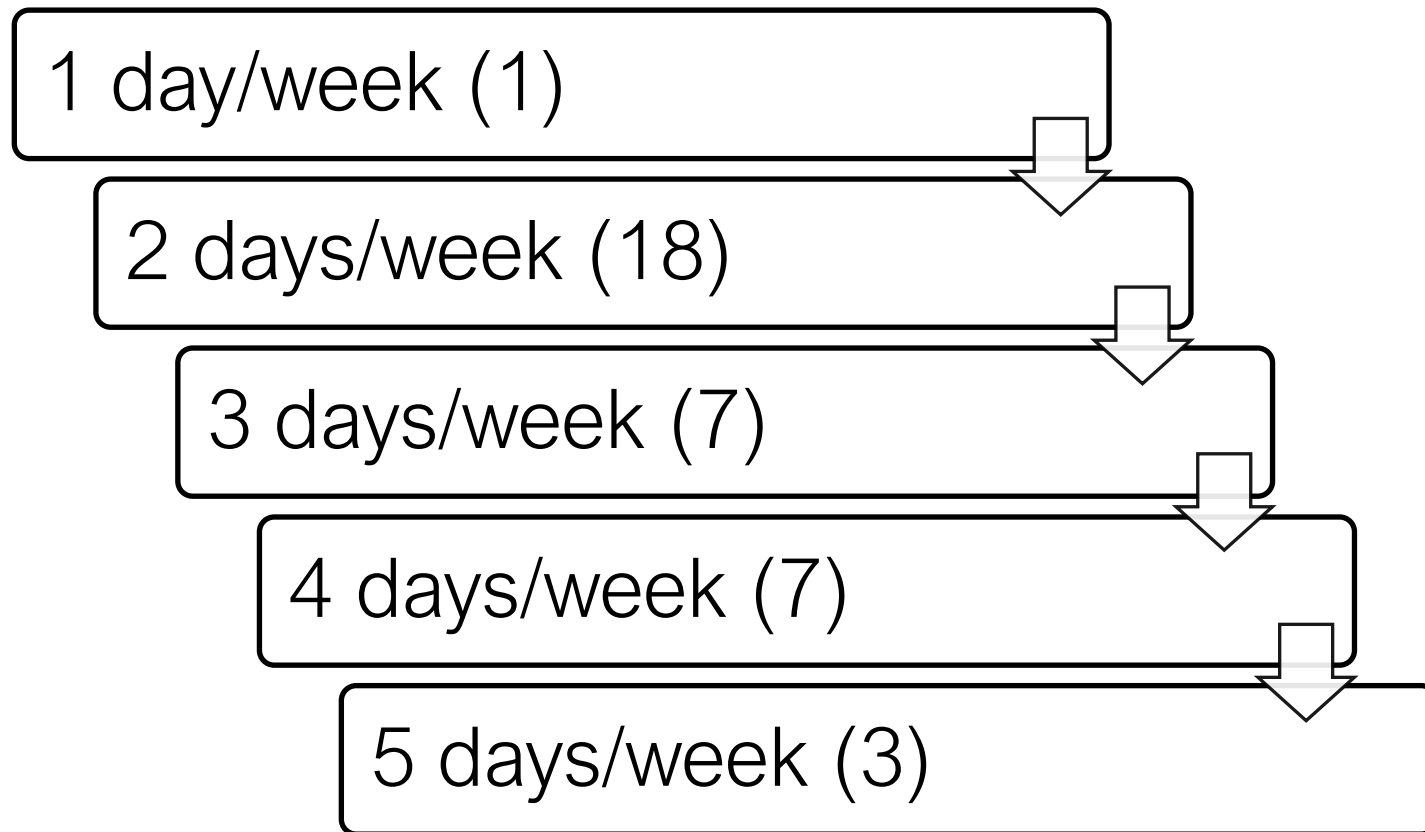
YMCA (3)

My Tutor, Parents, High  
School Tutors (13)



# How often will tutoring occur at your site?

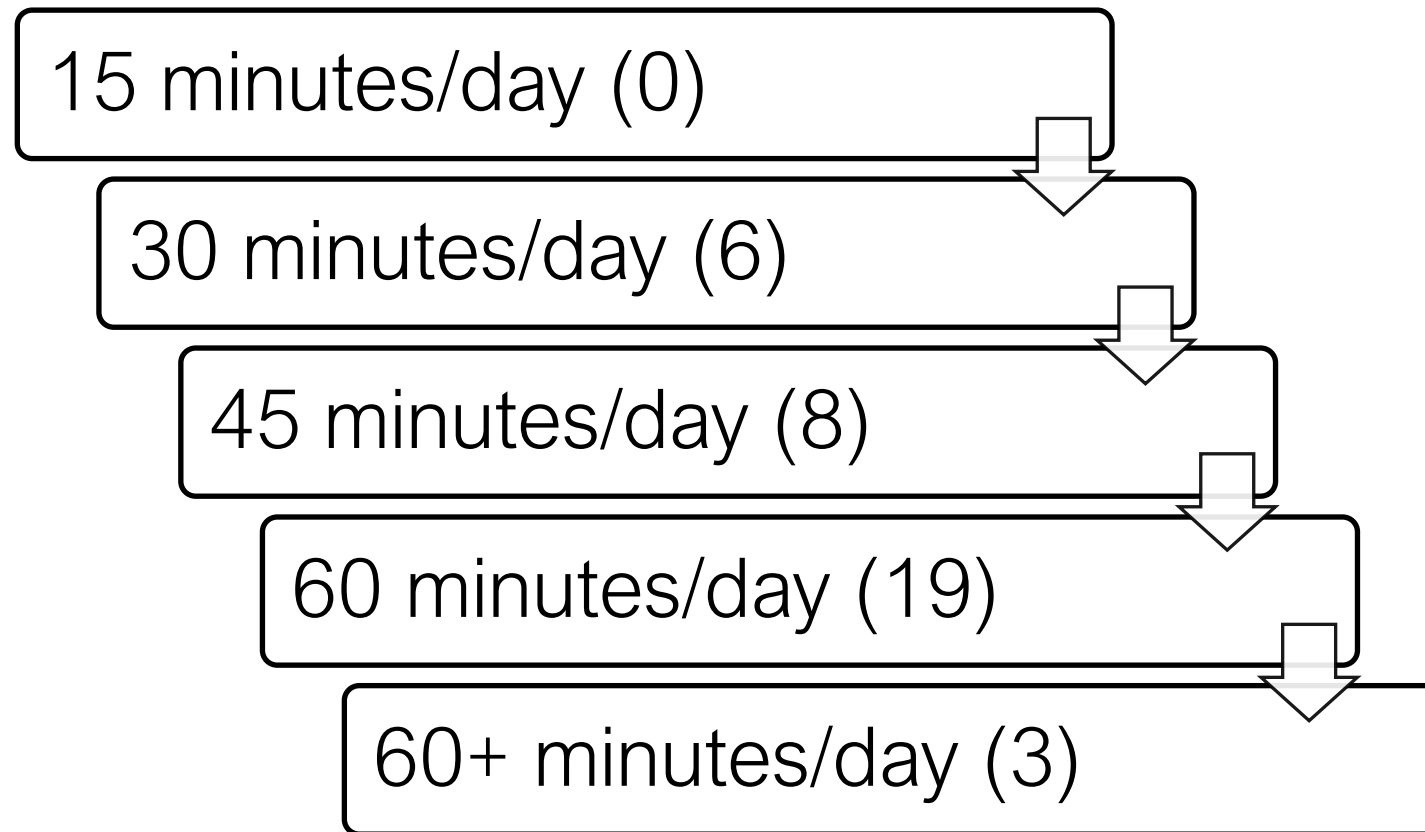
---





# How much time will students receive tutoring at your site?

---



# Tutoring Activities Offered across the District

---

Math

Writing

Reading

English Language Arts

Reading

Early Literacy

Homework Club

Dual Language Support







# Project Based Learning Offered across the District

---

STEM/STEAM

Robotics

Chess

Computer Class

Book and Comics making

Leo Engineer

Maker Space

Music Production

Music & Art

Broadcasting

Garden

News Program

Korean, Filipino, Portuguese Language

# Questions?

## Before and After School Tutoring

---

AUGUST 9, 2023







FOR YOUTH DEVELOPMENT®  
FOR HEALTHY LIVING  
FOR SOCIAL RESPONSIBILITY

# CVESD & YMCA PARTNERSHIP PRESENTATION

# YMCA History

For Youth Development  
For Healthy Living  
For Social Responsibility



**1885**

Camping became a cornerstone of YMCA programming in 1885 (America's first known summer camp program)



**1967**

The South Bay Family YMCA childcare programming began.



**2009**

YMCA begins administering STRETCH & DASH before/after school programs throughout CVESD.



**2020**

COVID Pandemic DLSP (Distance Learning Support Program) was crafted in partnership with the district to provide an onsite option for unduplicated students & students of essential workers.



**2022**

DASH was transformed. Jr. Academy Intersession was launched.

# COVID PANDEMIC

**DLSP (Distance Learning Support Program) was created in partnership between the YMCA and CVESD**

- During the pandemic when CVESD's leadership needed to provide an onsite option for distance learning to the unduplicated students, students with special needs and students of essential workers, the Y stepped up to help and once again be a partner to CVESD.

**In 6 weeks, the YMCA recruited and trained a staff team of over 200 to facilitate the program. The program was developed by the YMCA leadership, CVESD Safety, and Executive Leadership to ensure access and academic support.**

- A COVID-compliant academic program was carefully crafted to be on school campuses to provide a safe and enriching opportunity serving over 1,400 students across the district.
- The program was given recognition at the State level for accomplishment in engaging students during the pandemic.
- The safety protocols and procedures that were developed for DLSP provided the template for the safe reopening plan of schools district-wide.





# DASH THEN VS NOW

**The DASH program has rapidly transformed over the last year to incorporate the new ELO-P requirements and is NOW an Enrichment and Academic Support Program. We have partnered with CVESD and the STRETCH team to ensure alignment with the Education Code. Let's take a look at the differences.**



# DASH THEN VS NOW

DASH THEN:	DASH NOW:
Funding from District: \$924,000	Current Funding from ELOP: \$3,805,728
Subsidy from the Y: \$188,000	None Available
Recreation only program	Enrichment, Recreation, Academic, Homework Assistance, Nutrition-Focused, Social-Emotional Support, and Sports
Only recreation offerings with minimal costs	Specialty Enrichment like theater, cooking, radical reptiles, STEAM, Outdoor Education and many more are now offered in rotation which increased the cost per student in supplies by 1120%
Basic staff training	Over 30 hours of staff training each year including partnership with the MTSS Department of CVESD and Youth & Family Services focusing on restorative practices
Higher Student to Staff Ratios	Lower Student to Staff Ratios
Small Staff Team of 50	Staff Team of 116 which is a 132% increase in one year
First come first serve basis for enrollment	Enrollment focused on Unduplicated Youth- 100% of Unduplicated Students who have applied are in the program

# DASH THEN VS NOW

DASH THEN:	DASH NOW:
50 Cohorts of students served	98 Cohorts of students served which is a 96% increase
High staff turn-over and only able to pay minimum wage	90% staff retention in 1 year- paying a livable wage which increased costs of hourly wages by an average of 18%
Staff qualifications minimal	Meet qualifications for paraprofessional staff: 48 college units or passing the IA test and experience required- leads to higher qualified team members
Staff costs minimal	Overall increase in # of staff, staff wages, benefits, and taxes combined in one year was 264%
No designated leadership support	Designated Leadership Support
No requirement to attend or attendance tracking	Ongoing attendance tracking and a required minimum time of attendance to ensure program is used by those that need it and state data shows participation in an afterschool program helps overall student attendance
540 hours per year school days only	1020 hours per year which is an 89% increase in one year which includes full day programming every school break

# Jr. Academy



Youth enjoyed a day with SD Loyal Players!



Imagine Science experiments

The Jr. Academy intersession program was created in 2022 in partnership with the YMCA and CVESD, per ELO-P state guidelines, to provide youth with enriching full-day programming during intersessions. Activities include sports, academic enrichment, STEM, field trips, healthy meals, creative arts, and more!

- **At no cost to CVESD**, in the Jr. Academy program, we were able to enhance the program this summer by adding the **Padres Jr. Rookie League**. Youth were given uniforms and all the equipment and supplies needed to participate in the free baseball program.
- We offered a new science curriculum called **Imagine Science** which is in partnership with 4-H, Girls Inc., and Y-USA to promote science activities and careers in under-represented communities. This will be a 3-year long program that Junior Academy YMCA staff will implement.
- We also invited professional soccer players from the **SD Loyal** who visited the program and practiced drills with the youth, signed autographs, and had a wonderful day with them!





# Enhancements to Afterschool Programs to Address Current Needs



**Scholarships for YMCA membership** – Unsheltered families and others who need support can shower and have a safe space at the Y to swim, participate in sports, well-being and wellness programs, and have fun!

**Behavioral Support** – parents are given tools, trainings, Call for Connections warm line, observations, other resources

**Inclusion Aides** – Youth with special needs may be able to receive one-to-one support of inclusion aides

**Swim Lessons** – Saving lives by providing swimming lessons to the community & free lessons specifically to CVESD students through grants

**Counseling** – Youth and Family Services (YFS) provides counseling, clinical therapy and additional behavior support

**CaYPS team** – Experienced professionals who support the DASH team through coaching, training, continuous quality improvement, compliance & program evaluations

**Other grants** to benefit students-Imagine Science, Las Primeras, CONMIGO-San Diego State Research Foundation & CVCF, Padres Junior Rookie League, National University Teacher ASPIRE Program, Prevent Drowning Foundation

# Our Partnership is truly a combined effort



## Some other examples of the YMCA & CVESD Partnership are:

- YMCA stepped in at the last minute to operate the Innovation Camps this summer
- YMCA staff rode the bus for student supervision to and from Overnight Camps
- Week-long Overnight Camp Experiences
- YMCA fulfills some Site/District specific needs for unique school schedules
- YMCA Leaders connect with families daily and provide resources and wrap-around services



## FEEDBACK FROM THE PARENT ELOP PROGRAM SURVEY



"I appreciate everything you all do. The staff was great and so kind. The field trips were amazing as well. My oldest went Ice Skating for the first time and really enjoyed it and he can't wait to do it again."

"I was very happy with the activities and field trips offered. Many were things that I wouldn't normally be able to do."

"The YMCA staff are great. Sienna always comes home talking about how her day was amazing, that the staff is nice and they always have fun things for the kids to do."

"All staff was great and professional. My kids really enjoyed and had lots of fun. So happy this program was provided for parents that work and need kids to be safe in a program and learning."

"It was really fun! Loved going swimming at the YMCA."

"All staff was great and professional. My kids really enjoyed and had lots of fun. So happy this program was provided for parents that work and need kids to be safe in a program and learning."







## Feedback from Principals

**“The YMCA is such a worthy organization that provides many opportunities to families in our community.”**

**“Our YMCA is an important part of our community. Here at Tiffany, many of our families depend on the YMCA for childcare and providing opportunities while parents are working.”**

**“At Rogers we benefit from our YMCA after school program that supports learning, positive friendships, and includes all our students...seeing our special education students included & thriving in our Y.”**

**“I just wanted to share that Monique did an AMAZING JOB leading the YMCA program at Jeffers this Summer! The students, families, and my office team and I have been very impressed! My custodian is also very strict, and he stated that this is the best YMCA camp that he's ever had in his custodial career.”**







# THANK YOU!



FOR YOUTH DEVELOPMENT®  
FOR HEALTHY LIVING  
FOR SOCIAL RESPONSIBILITY





The  
**Chula Vista Police Department**  
and  
**Chula Vista Elem. School District**  
***Partnership***



# Chula Vista Police Dept. Our Mission and Values

## OUR MISSION

The Chula Vista Police Department, in partnership with the Community, is dedicated to providing community policing, with the highest level of professionalism and transparency.




Chula Vista Police Department Employees will provide fair, courteous, and compassionate service to enhance the quality of life in Chula Vista.



## OUR VALUES

**Leadership   Respect   Integrity   Accountability**





# Chula Vista Police Dept. Our Culture


---



**THE HEART  
BEHIND  
THE BADGE**

*For decades, the Chula Vista Police Department has maintained a culture of community-based policing, innovative problem solving, community engagement, and accountability.*






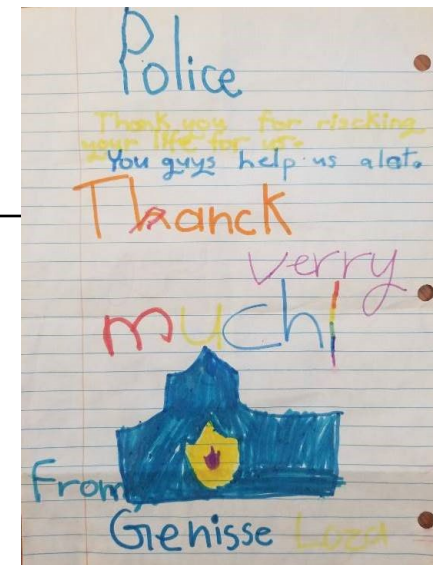
# CVPD SCHOOL RESOURCE UNIT






# SRO Details

- CVESD Dedicated SROs:
  - 4 SROs, ½ Agent, assigned to CVESD (per MOU)
  - FY23-24 Funding: **\$764,647**
  - Now serving 46 schools in CVESD
- Total SRO unit size: 10 sworn personnel, plus support and management
  - Additional officers, supervisor, support and management funded by City of Chula Vista
- **Over 95 years of combined police experience within the SRO Unit**






# What is an SRO



- It takes a special kind of officer
  - Passion for youth
  - Nurturing, community-oriented
  - Good active listeners
  - Empathetic and positive attitude
  - Desire to serve schools and students
  - Role models for the community
  - Often parents themselves and/or former students
- Careful selection process
- Specialized training
- Subject matter experts & educators
- Four years of service to the SRO Program






# Specialized Training

- Specialized 40-hour SRO Course
- Psychiatric Emergency Response
- Advanced active shooter
- Advanced critical incident
- Implicit bias
- De-escalation
- Educational Code
- Juvenile Law
- Internet / Social Media Safety
- Educators for students, staff & families






# What SROs Do

- Build partnerships with **schools, students, parents, and community organizations.**
- Public safety experts – specially trained in **school culture and child/adolescent psychology**
- Foster vital, **informal counseling and mentoring** relationships with youth, both on and off campus.
- Build relationships with the schools and students, in a **proactive and constructive** manner
- Identify potential problems **before they grow**, collaborate with partners to reduce them.






# Prevention: In Schools

- Build relationships & trust
- Listen
- Mentor and provide counseling
  - On campus, and off campus
- School safety
  - Each SRO works with school
  - Planning, preparation, training







# Prevention: At Home



- Gun safety
- Social media safety
- Stranger danger
- Communication is key!
  - We need your help! Your kids are *our* kids



# Intervention

## **STUDENTS SPEAKING OUT**




- Response to requests / CFS
  - Listen
  - Evaluate
  - Engage
  - Leverage wrap-around services
- Students Speaking Out / P3 Tips
- Crime Stoppers
- Threat Assessments
- Direct contact 24/7
- Help for mental health, homeless
- Handle with Care
- Locating runaways
- Traffic Safety



# Wide Variety of Specialty Programs

---

- Internet safety
- Drug abuse recognition
- Vaping reduction
- Gun safety campaign
- SARB Support
- Students Speaking Out
- Handle With Care
- Safety patrol
  - Major Day
  - Annual summer camp
- Shoe and Sock Drive
- Red Ribbon Week
- Veterans Day Parade
- Walk to School Events
- ASL Support
- Autism Support
- CALVIP Grant
- Drones as First Responder
- Live 911



# What SROs Don't Do



- SROs Don't:
  - Act as uniformed security
  - Proactively police for enforcement
  - Conduct random/routine searches
  - Focus on arrests



# Public Safety in Schools Without SROs

---

- CVPD will continue respond whenever needed
  - Priority on first-come, first-served basis
  - No direct point-of-contact for schools
- Little proactive efforts
  - No proactive relationship building and trust building
  - Limited education activities
  - Limited harm reduction strategies before they require a police response
  - Little or no specialized training
  - Less knowledge of school, students, staff
  - Less ability for wholistic evaluation and smarter response
  - Limited ability to leverage relationships






# CFS January 2022-June 2023

## Types of SRO Calls at Schools

CFS Type	CFS Total
SRO	3465
SRO TRAFFIC CONTROL	469
SRO SPECIAL DETAIL	104
SRO SAFETY PATROL	69
SRO STUDENT COUNSELING	68
SRO MEETING	39
SRO SAFETY MEETING	36
SRO WEAPON AT SCHOOL	34
SRO PRESENTATION	18
SRO PARENT	16
SRO ELEM SCHOOL TRUANCY	3
SRO HIGH SCHOOL TRUANCY	3
SRO TRAINING	1
<b>Grand Total</b>	<b>4073</b>

## Lockdown/ Secure Campus

Row Labels	CFS Total
SRO	17
SRO SPECIAL DETAIL	14
SRO SAFETY MEETING	7
TERRORIST THREATS	4
PR CONTACT	4
SPECIAL DETAIL	3
FOLLOW UP	3
SUSPICIOUS PERSON	2
SUBJECT WITH A GUN	2
5150 EVAL	2
WEAPON THREAT	2
NARCOTICS	1
ASSAULT	1
EVALUATION	1
RESIST/DELAY/OBSTRUCT OFFICER	1
DISTURBANCE - FIGHT	1
UNKNOWN PROBLEM	1
POSSIBLE BOMB	1
MISCELLANEOUS	1
MISCELLANEOUS ASSIST	1
ALARM BURGLARY	1
INFORMATION	1
SECURITY CHECK	1
<b>Grand Total</b>	<b>72</b>



# Continued...

## Missing Children CFS

CFS Type	CFS Count
MISSING PERSON	12
SRO	4
RUNAWAY HOME	3
WELFARE CHECK	2
RUNAWAY JUVENILE	2
MISCELLANEOUS ASSIST	1
PR CONTACT	1
FELONY ARREST	1
CITIZEN FLAGGED OFFICER	1
CHILD ABUSE	1
DISTURBANCE - PERSON	1
FOLLOW UP	1
UNKNOWN PROBLEM	1
FOUND	1
5150 EVAL	1
MISCELLANEOUS	1
<b>Grand Total</b>	<b>34</b>

## 5150 CFS

CFS Type	CFS Total
5150	154
PERTFU	11
SRO 5150	117
<b>Grand Total</b>	<b>282</b>

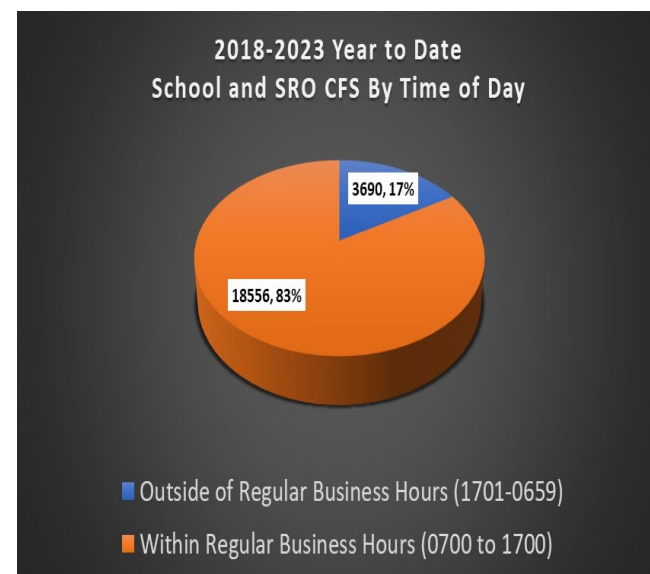
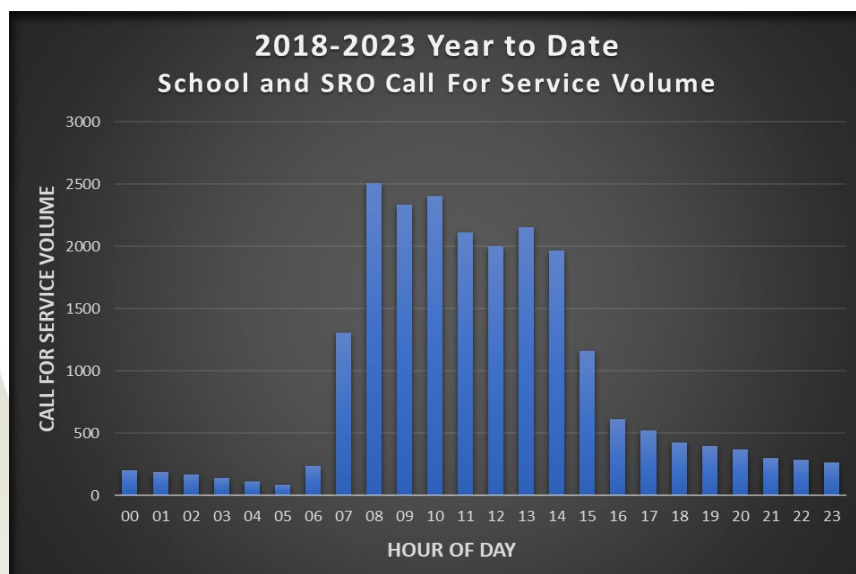
## FD Cover/ Medical


CFS Type	CFS Total
FDCOV	24
SRO FD COV	3
OD	1
<b>Grand Total</b>	<b>28</b>



# CFS continued

- 169 Runaway Juvenile case assists
- 84 CFS where SROs assisted CPS
- 50 CFS to assist of evaluate on child abuse
- 103 presentation/ events





# We look forward to continuing our partnership!

